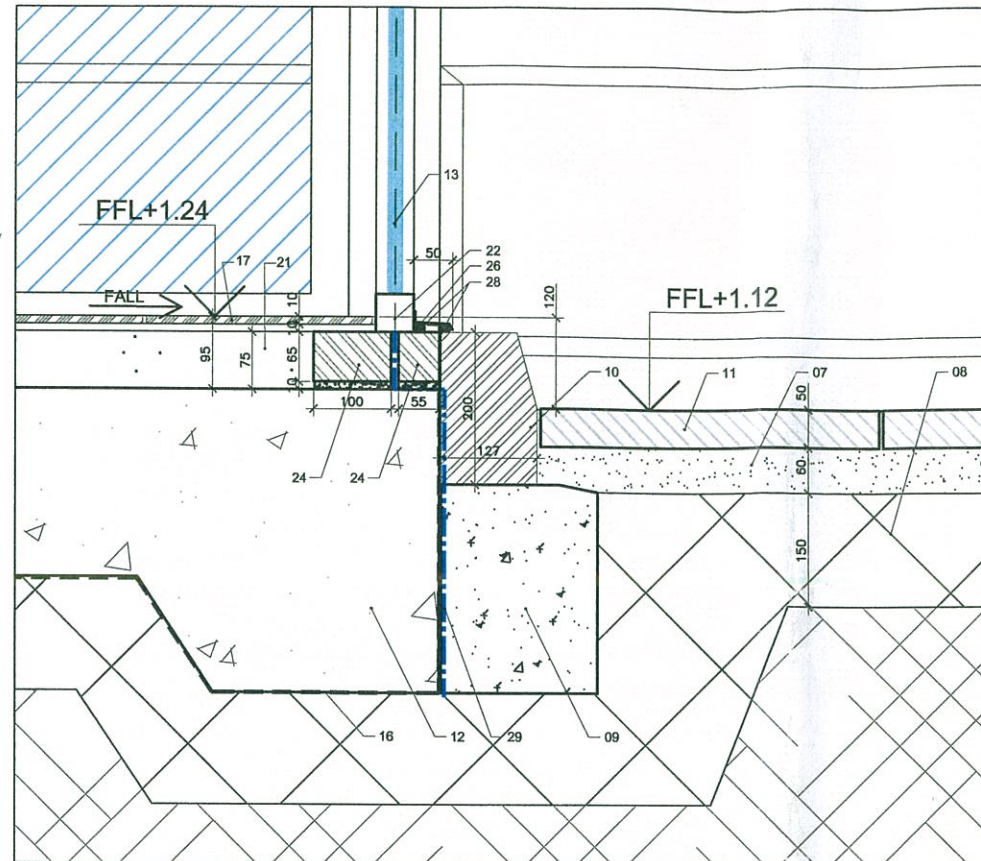
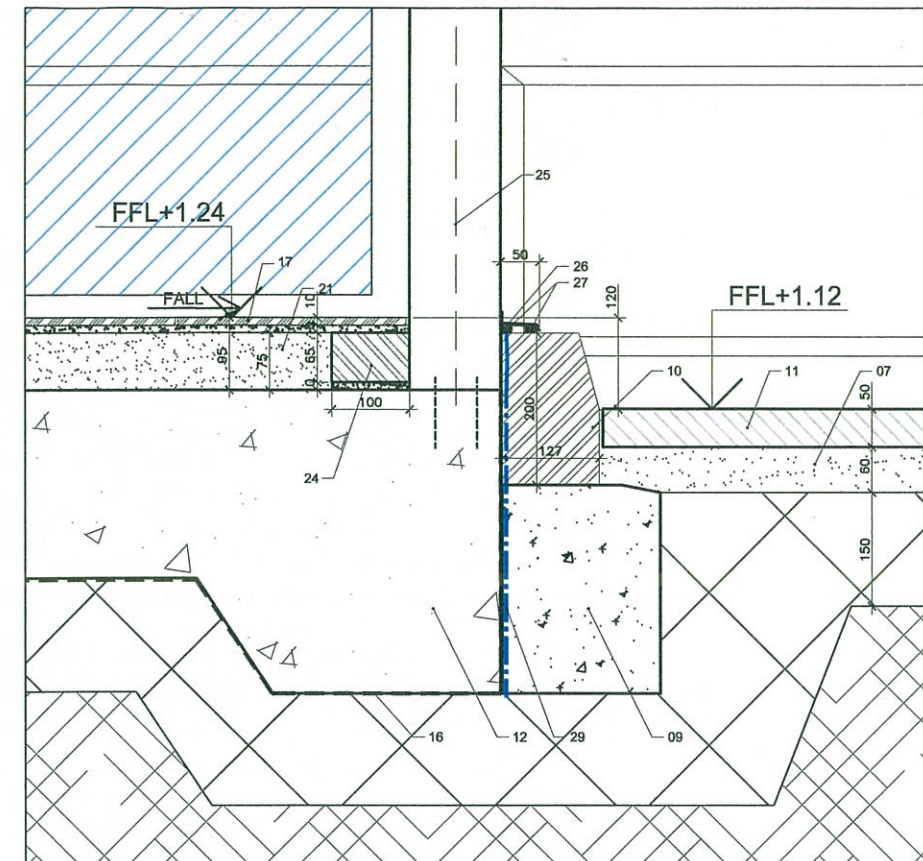


G524D05[3-004] - SCALE: 1:5



G524D06[3-004] - SCALE: 1:5
SECTION THROUGH FIXED GLAZING PANEL



G524D09[3-004] - SCALE: 1:5
SECTION THROUGH COLUMN

NOTES:
DO NOT SCALE OFF THIS DRAWING.
CHECK DIMENSIONS ON SITE PRIOR TO COMMENCEMENT.
THIS DRAWING IS THE COPYRIGHT OF WSRM LTD. AND
MUST NOT BE COPIED OR REPRODUCED, IN PART OR IN
WHOLE, WITHOUT PERMISSION OF WSRM LTD.
TO BE READ IN CONJUNCTION WITH OTHER RELEVANT
CONSULTANTS INFORMATION.

BUILDING NOTES:

| NBS | REF | DESCRIPTION |
|---------|-----|--|
| xxx/xxx | 01 | LEAD FLASHING TO BE DRESSED UP AND SEALED INTO SAW CUT GROOVE IN EXISTING WALL, MIN. 150 mm ABOVE ROOF LEVEL. |
| xxx/xxx | 02 | DPC. |
| xxx/xxx | 03 | MASTIC SEALANT. |
| xxx/xxx | 04 | CHASED INTO WALL. |
| xxx/xxx | 05 | TREAT, RENDER & PAINT EXISTING WALL ONCE OLD STRUCTURE IS REMOVED - TO MATCH REST OF THE BUILDING, MARMOLINA SPECS BY BRIGHTSIDE & CO. LTD. |
| xxx/xxx | 06 | PPC ALUMINIUM COMPOSITE PANEL CONNECTING ROOF AND SIDE PANELS WITH MIN 150mm UPSTAND FLASHING SUITABLY DRESSED, CHASED AND WATERPROOFED INTO EXTG WALL. |
| xxx/xxx | 07 | SHARP SAND 60mm BEDDING (60mm MIN) AS RECOMMENDED BY MANUFACTURER. |
| xxx/xxx | 08 | MIN-SUB-BASE TO STRUCTURAL ENGINEERS REQUIREMENT. |
| xxx/xxx | 09 | CONCRETE FOOTING & HAUNCHING TO STRUCTURAL ENGINEERS REQUIREMENTS. |
| xxx/xxx | 10 | MARSHALLS KL HALF BATTERED STANDARD BLOCK (100X127X200H) REF: N°PV700050 COLOUR CHARCOAL. |
| xxx/xxx | 11 | GENERAL FOOTPATH: MARSHALLS SAXON TEXTURED CONCRETE PAVING SLABS, 450X450X50MM, COLOUR NATURAL REF: FL609500. |
| xxx/xxx | 12 | RC SLAB TO STRUCTURAL ENGINEER SPECIFICATION. |
| xxx/xxx | 13 | FIXED GLAZING SCREEN, SIZE, FIXINGS AND NUMBER OF PANELS TO SUPPLIER / MANUFACTURER'S DESIGN. |
| xxx/xxx | 14 | LINE OF 150MM WIDE ACO CHANNEL DRAIN (LAD TO FALLS) TO PERIMETER OF RAMPED ENTRANCE. 2NO. DRAINAGE POINTS TO CONNECT TO EXISTING MH TO M+E SPECIFICATION. |
| xxx/xxx | 15 | MARSHALLS KEYBLOCK TEXTURED CONCRETE BLOCK PAVING 200X100X90MM, COLOUR CHARCOAL. REF: P4500500 (CONTRACTOR/SUPPLIER & STRUC. ENGINEER TO CONFIRM SUITABILITY FOR VEHICULAR LOADING + EXACT BEDDING REQUIREMENTS). |
| xxx/xxx | 16 | CONTINUOUS DPM VISQUEEN SHEET. |
| xxx/xxx | 17 | INTERNAL FLOOR NON-SLIP (R13) CERAMIC TILES TO FALLS (SUBJECT TO APPROVAL OF SAMPLE) ON GROUTING. |
| xxx/xxx | 18 | NEW FENCE: MARINE GRADE GALVANIZED STEEL TO DOOR WITH HANDLE AND LOCK. COLOUR GRAPHITE GREY (RAL 7024). BAR CENTRES NOT TO EXCEED 100MM. |
| xxx/xxx | 19 | PPC ALUMINIUM PROFILE, FINISH COLOUR: GRAPHITE GREY (RAL 7024) (SIZES & FIXING TBC BY STRUC. ENG. OR SPECIALIST SUPPLIER / MANUFACTURER FOR CA APPROVAL). |
| xxx/xxx | 20 | FIXED GLAZING SCREEN, SIZE, FIXINGS AND NUMBER OF PANELS TO SUPPLIER / MANUFACTURER'S DESIGN. |
| M10/xxx | 21 | MINIMUM 75mm SAND CEMENT SCREED TO STRUCT. ENG. DETAIL. LAD TO FALLS. |
| xxx/xxx | 22 | CENTER LINE OF COLUMNS. |
| xxx/xxx | 23 | SEALMASTER CYCLONE SEAL OR SIMILAR (FOR THRESHOLD) TO ALL EXTERNAL DOORS TYPE TO BE COMPATIBLE WITH SPECIALIST DOORS. COLOUR TO MATCH DOOR FRAME - RAL 7024 THRESHOLD TO BE BEDDED IN SILICONE AND FIXED TO FLOOR WITH SCREWS/PLUGS TO MANUFACTURER'S RECOMMENDATIONS. |
| xxx/xxx | 24 | ENGINEERING BRICK 215X102.5X95mm |
| xxx/xxx | 25 | NEW COLUMN |
| xxx/xxx | 26 | PPC ALUMINIUM CILL PLATE SECTION TO SPECIALIST DETAIL. RAL 7024. |
| xxx/xxx | 27 | EXTERNAL QUALITY SEALANT TO JUNCTION BETWEEN COLUMN AND BLOCK SETS |
| xxx/xxx | 28 | EXTERNAL QUALITY SEALANT UNDER CILL PLATE |
| xxx/xxx | 29 | FULLY BONDED DPM BY RW (SHEETSEAL 226 OR SIMILAR APPROVED PRODUCT) |

GENERAL NOTES

STRUCTURAL ENGINEER TO CONFIRM DETAILS OF CONNECTION BETWEEN ENCLOSURE FRAME AND RC FOOTING.

FOR TENDER

| rev | date | amendments |
|-----|------------|---------------|
| A | 08-06-2012 | NEW DETAIL 09 |

WSRM architects
1.2.20 EUROTOWERS
PO BOX 474
GIBRALTAR

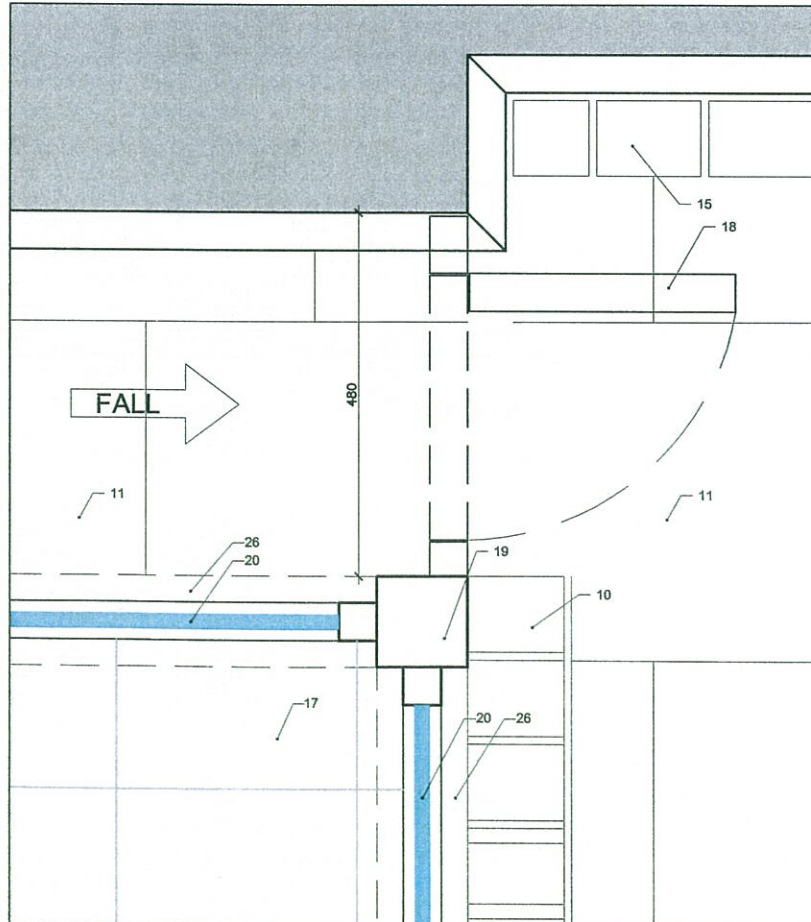
Tel: (350) 200 74547
Fax: (350) 200 74553
Email: architects@wsrm.g
Web: www.wsrmg

CLIENT
TECHNICAL SERVICES DEPARTMENT

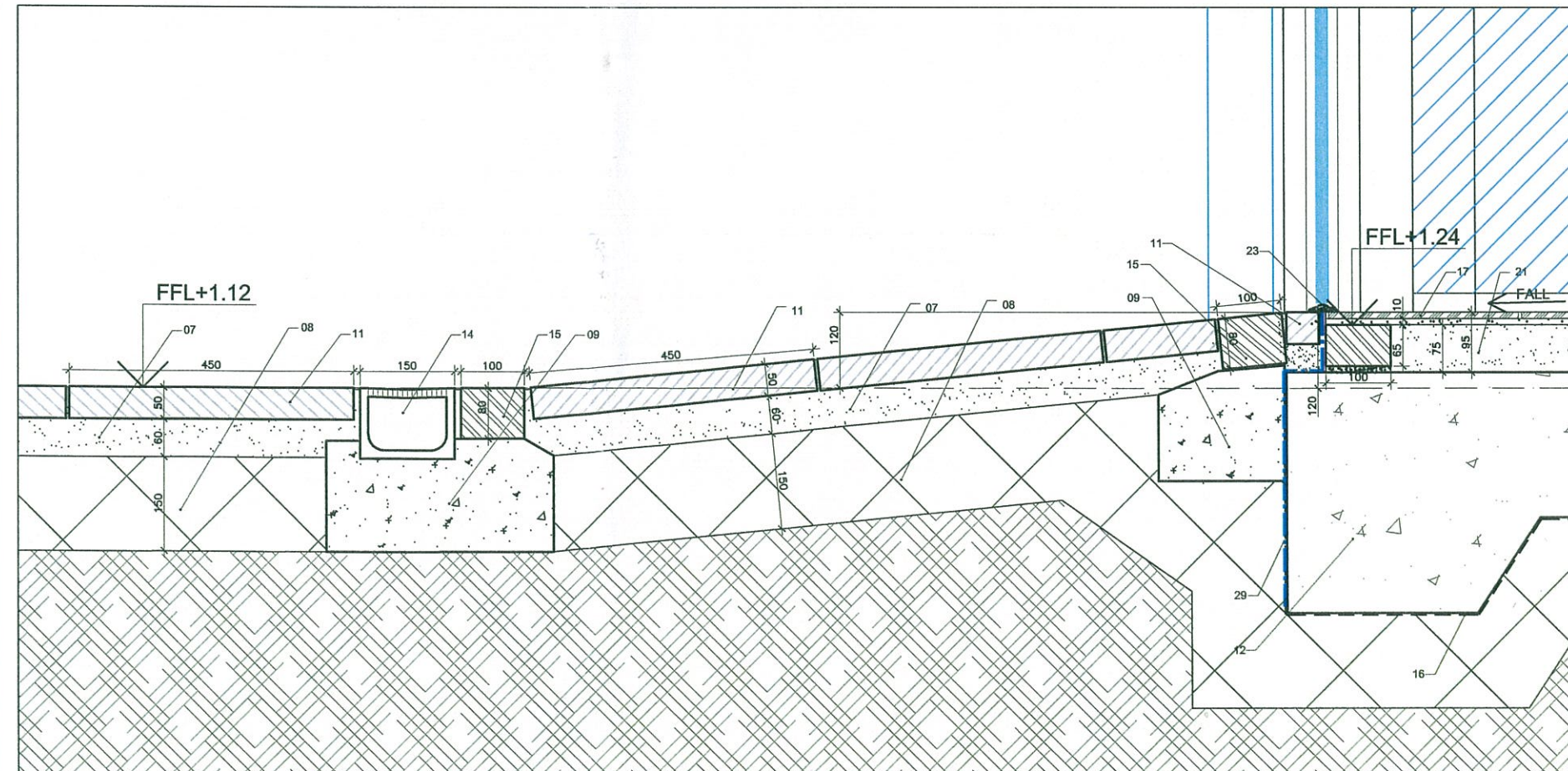
PROJECT
FRITTERS ENCLOSURE

DRAWING TITLE
DETAILS

| SCALE | JOB + DRS REF No. | REV |
|--------|-------------------|-----|
| 1:5@A1 | G524[4-002] | A |



G495D07[3-001] - SCALE: 1:5



G495D08[3-004] - SCALE: 1:5
SECTION THROUGH RAMP